

# Members' Retreat 2008

## Synopsis of Presentations

**David Bayles and Ted Orland – Exploring the photographic universe: an exercise using participants' work.**



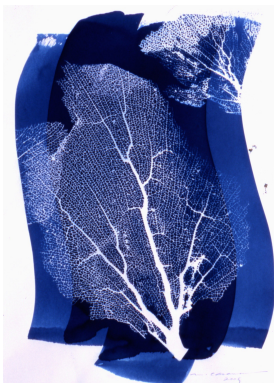
©David Bayles



©Ted Orland

Ted and David will conduct a session that uses some of the participants' work to probe the question of what, if anything, artists have in common with each other. Ted and David continue to pursue serious issues first raised in their book *Art & Fear: Observations on the Perils (and Rewards) of Artmaking*. This experimental session is part of that pursuit

**Martha Casanave – a presentation of her “Lensless and Cameraless Imagery” including a Cyanotype demonstration (weather permitting).**



©Martha Casanave

Pinhole cameras and photograms belong to a magical world of slowness, simplicity and surprise--a world in which creativity, imagination and the unexpected replace fast paced expensive complex technologies and methods. Pinhole cameras have no lenses, shutters, or viewfinders, and are an ideal medium for expressing memories, fantasies and dreams. Also included are examples of student work from her Spring 2008 Monterey Peninsula College Lensless Photography class. She will bring a selection of pinhole cameras and a few original prints.”

## **Binh Danh – Discussion of the artist’s work and influences**

Binh Danh was born in a fishing town in southern Vietnam in 1977, two years after the close of the war. In 1979, he and his family escaped the country on a boat, and were placed in a refugee camp in Malaysia. Eventually, the Danh family emigrated to the U.S. and settled in San Jose, California. Danh was raised in a traditional Vietnamese household, where many of the family’s Buddhist rituals were focused on the worship of ancestors, thus meditating on death and its influence on the living. The themes of mortality, memory, and spirituality became a lifelong inspiration for Danh, and a primary influence on his artistic development.

## **Seán Duggan– Painting with light & shadow**




In this presentation, fine art photographer and Photoshop author Seán Duggan will show you how to evaluate a photograph so you can find the best path for creatively enhancing and improving the image to bring out the possibilities already inherent in the scene. The power of adjustment layers and layer masks is explored for sculpting with light and shadow, revealing how you can shape the image to guide the viewer’s eye or create an entirely different mood. He will present examples from his current series of pinhole photographs and share his techniques for transforming the lighting and tonality in any image, whether a digital capture or a scanned photograph. Once you know these fundamental steps, you will look at your photos in an entirely new way!

## **Mel Edelman – The Little Prints, an exploration of the small image**

It is the quintessential photographic experience, the one which happened well before you processed a single print or even snapped a photograph. – Do you remember the first time you looked through the viewfinder of a camera and saw the world compressed into an image so small you felt you could grasp it like a fistful of change and stick it in your pocket? Truth to tell, the small image shaped all of our photographic visions. We carry examples in our wallets. We see them every day on the net, in books and magazines. Running contrary to the current mega trend in larger than life-size images we will explore the intimate idiom of the small print, both silver and digital, snapshot, mug shot and pocket gallery.

## Sara Friedlander – Print and Paint



© Sara Friedlander

I work with photographs and paints to create images that often combine multiple layers of time and perspective. I use collage, photography, paints (both oil and acrylic) and Photoshop together to create what I call time-lapsed photo surrealism. In the workshop I will describe my process in depth, show lots of examples, and talk about how the use of paints can enhance the power of the photograph and how the use of Photoshop can facilitate the entire process.

## R. R. Jones—Approaching and photographing strangers



© RR Jones

For me, reading a face is a more primal skill than language—it is the first thing we learn. Long before we learn to speak we become sensitive to the inherent meaning in expressions. There is a trace of individuality that can be seen in a fraction of a second. My job, as a photographer, is to find that particular moment when something profound, deeply personal, and true, is revealed in a way that can be shared. The message is there—I just have to find it in order to pass it along. In that way I'm like a go-between in a world of spirits, a world of non-verbal communication. Messages are all around—some useful, some misleading—but the ones that serve as the basis for good photographs reveal themselves rarely. The people I photograph have deep spiritual beliefs that govern every aspect of their lives—their religion, their dance, their art, and their theatre. I have been allowed access to private moments that ordinarily be unseen and for that I am thankful.



© Geir Jordahl

## **Geir and Kate Jordahl – A discussion about producing the photographic book, teamwork, and making things you love.**

Photographers Geir and Kate Jordahl will share stories about making “Searching for True North,” a book of Geir’s photographs edited by Kate and published by Modernbook as well as their other book projects. What are the steps to put together a book? From proposal to image editing to sleepless nights to final product, they will share their journey. “Searching for True North” has won Best of Show/Gold medal at Publishers West, a Silver medal at the Independent Book Published and a silver from the Prix de Photographie Paris. Join us for this informative and fun discussion of books, photographs, teamwork and making things you love. Geir and Kate have made books including one of a kind, limited edition and commercial projects and will share their enthusiasm for this important method of photographic expression.

## **Tobin Keller– Preparing for and dealing with galleries**

## **Tim Kelly - Exploring both film-based and digital panoramas using standard format cameras, including the Holga.**



© Tim Kelly

Creating film-based or digital panoramas can require an interesting struggle with the elements habitually uncooperative for photographers - public places, people, lighting, and weather - but also a grand opportunity to, literally, take the broad view of a subject. The workshop explores both film-based and digital panoramas using standard format cameras, including the Holga.

Tim Kelly is a photographic educator and has exhibited his work from New York City NY to Santa Cruz, CA.

## Brian Taylor – A workshop demonstrating the beauty of multiple exposure gum bichromate photographs




© Brian Taylor

Brian Taylor will lead a workshop demonstrating the beauty of multiple exposure gum bichromate photographs. This historic, 19th century non-silver process is elusive, yet produces beautiful multi-colored images in full sunlight, utilizing watercolor and gouache pigments on watercolor paper.

Brian is known for his innovative explorations of alternative photographic processes including non-silver printing techniques, mixed media, and hand made books. He has been a recipient of grants from the National Endowment for the Arts and the Polaroid Corporation. His work has been exhibited nationally and abroad in numerous solo and group shows and is included in the permanent collections of the Bibliotheque Nationale, Paris; the Victoria and Albert Museum, London; the San Francisco Museum of Modern Art; the Los Angeles County Museum of Art; and the International Museum of Photography at the George Eastman House, Rochester, NY. His work has been published in *American Photographer*, *Photo Asia*, and most recently, *Exploring Color Photography*. Brian is currently a Professor of Art and Design in the photography program at San Jose State University.

## Huntington Witherill – Producing a book using online services like “Blurb.”



© Huntington Witherill

"Would you like to publish your own photographic book for less than \$100.00? Huntington Witherill will present a discussion and show examples of how you can produce your own hard cover photographic book using the Blurb.com print-on-demand web site. A custom workflow will be offered and we'll explore both the advantages and disadvantages of print-on-demand publishing."